

MGH 2016—Special Report for Diabetes Data Set

Introduction & Overview

The following is a brief overview for a special “Diabetes” data set. The data was collected in a 2016 hand printed survey, with a sample size of 69. The following report is laid out as follows: Section I provides an overview of the sample data, highlighting some of the more salient demographic features of survey participants in addition to results of interest. Section II is a collection of each survey question accompanied by descriptive statistics and a bar chart.

Section I: Survey Highlights

Demographics

The average age of survey participants was approximately 68 years old, with a standard deviation of approximately 16. With few exceptions, the majority of the sample reflected an age of over 50 years.

As it relates to gender, approximately 70% of survey participants were female and approximately 26% were male (the remaining percentage can be explained by participants who did not provide a gender identity on the survey).

Approximately 88% of the sample was white, 3% black, and over 4% other.

Health Care Access

Only 5.8% of participants indicated that they did not presently possess health care insurance.

Diabetes

60.9% of respondents indicated that, at some point, they had been told by a health professional that they had diabetes. Nearly 50% of the respondents who had diabetes were told between the age of 46 and 75. 11.5% were told they had diabetes while still under the age of 46.

Diabetes Care

23.2% of respondents said that they were currently taking insulin, while 39.1% indicated that they were not currently taking insulin. Similarly, 49.3% said they were currently taking oral medications, and 13% said they were not currently taking oral medications.

When asked “how often do you or your family check your blood glucose or sugar?”—respondents said “Never” 2.9%; “One time per day” 8.7%; “One time per week” 23.2%; “One time per month” 7.2%; and “Four or more times per month” 5.8%.

Similarly, when asked “how often do you or your family check your feet for any sores or irritations?” nearly 50% of respondents indicated “one time per day” or “one time per week.”

Health Professional Visits

27.5% of the sample marked that they had visited the doctor, specifically within the past year for diabetes, four or more times. Another 27.5% said they had visited the doctor for diabetes within the past year between 1 and 3 times.

Within the past three months, nearly one-third of the entire sample indicated that they had been checked for A1C.

Further, about 33% of the sample indicated that they had undertaken an eye exam in which their pupils were dilated in the last year.

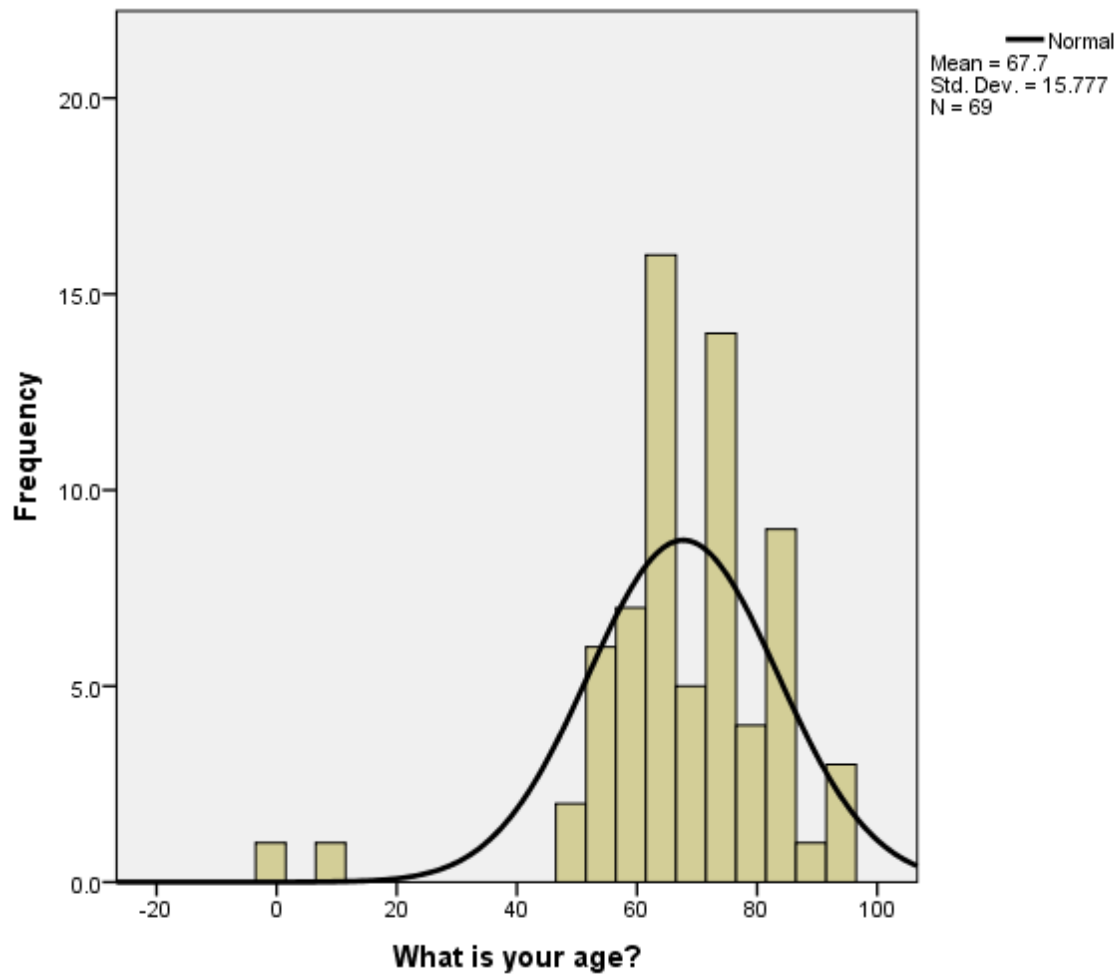
Diabetes Education

When asked, “Have you ever taken a formal course or class on how to manage your diabetes? (With both a diabetes nurse educator or dietician)”—31.9% of the sample indicated “yes” while 24.6% of the sample indicated “no.”

Section II: Survey Results by Question (Tables & Charts)

Descriptive Statistics

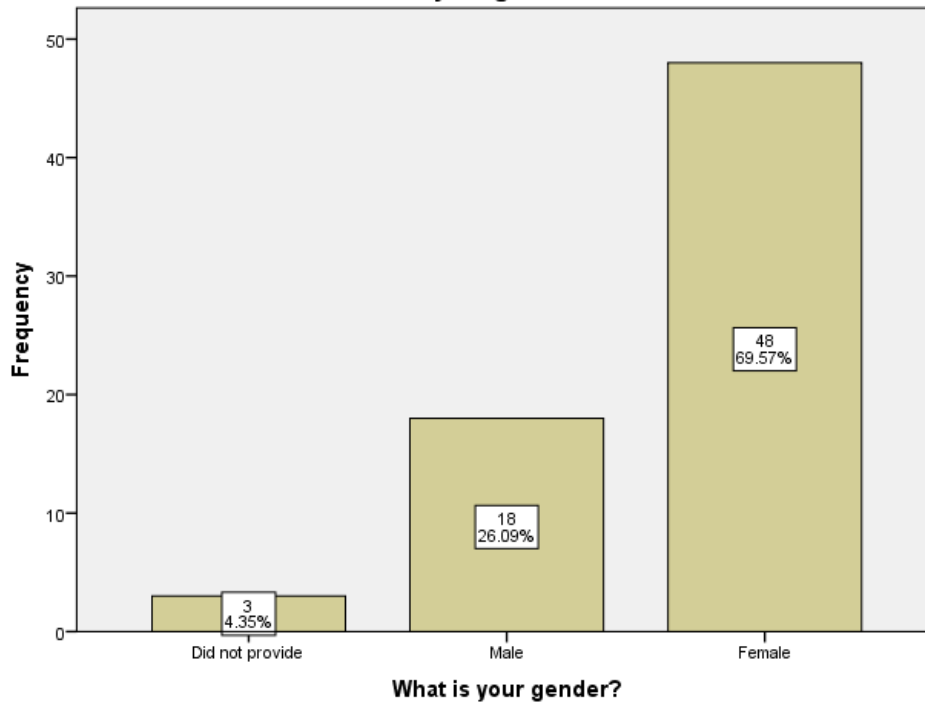
	N	Minimum	Maximum	Mean	Std. Deviation
What is your age?	69	-1	95	67.70	15.777
Valid N (listwise)	69				



What is your gender?

		Frequency	Percent	Valid Percent	Cumulative Percent
Valid	Did not provide	3	4.3	4.3	4.3
	Male	18	26.1	26.1	30.4
	Female	48	69.6	69.6	100.0
	Total	69	100.0	100.0	

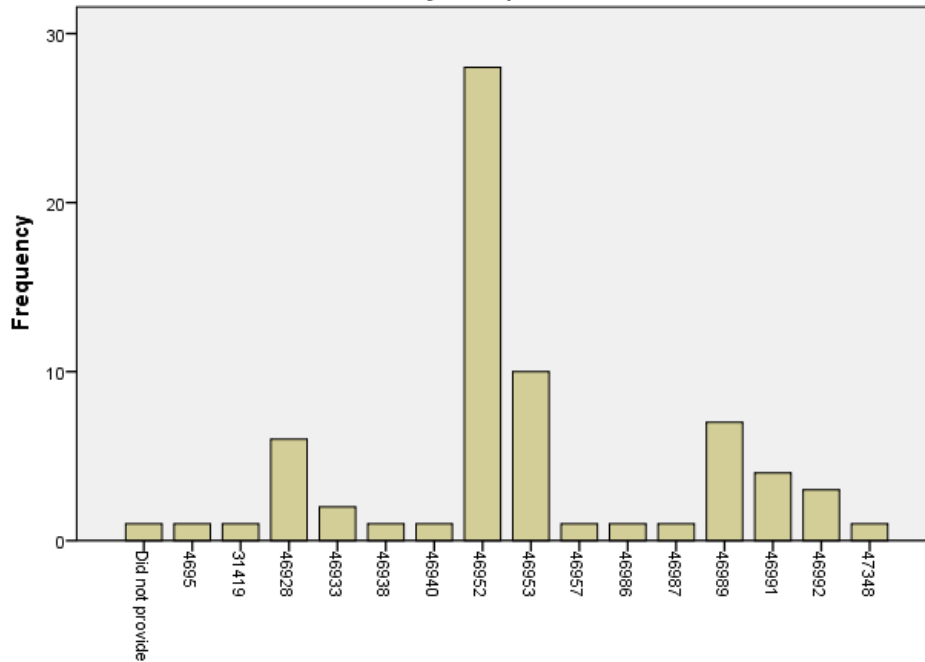
What is your gender?



What is your zip code?

		Frequency	Percent	Valid Percent	Cumulative Percent
Valid	Did not provide	1	1.4	1.4	1.4
	4695	1	1.4	1.4	2.9
	31419	1	1.4	1.4	4.3
	46928	6	8.7	8.7	13.0
	46933	2	2.9	2.9	15.9
	46938	1	1.4	1.4	17.4
	46940	1	1.4	1.4	18.8
	46952	28	40.6	40.6	59.4
	46953	10	14.5	14.5	73.9
	46957	1	1.4	1.4	75.4
	46986	1	1.4	1.4	76.8
	46987	1	1.4	1.4	78.3
	46989	7	10.1	10.1	88.4
	46991	4	5.8	5.8	94.2
	46992	3	4.3	4.3	98.6
	47348	1	1.4	1.4	100.0
	Total	69	100.0	100.0	

What is your zip code?

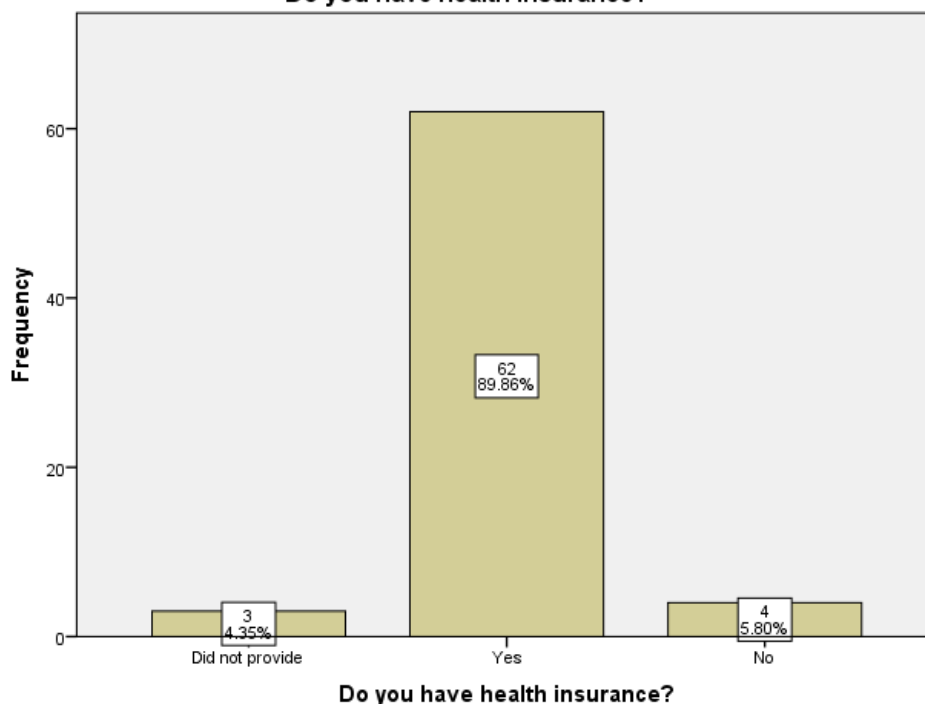


What is your zip code?

Do you have health insurance?

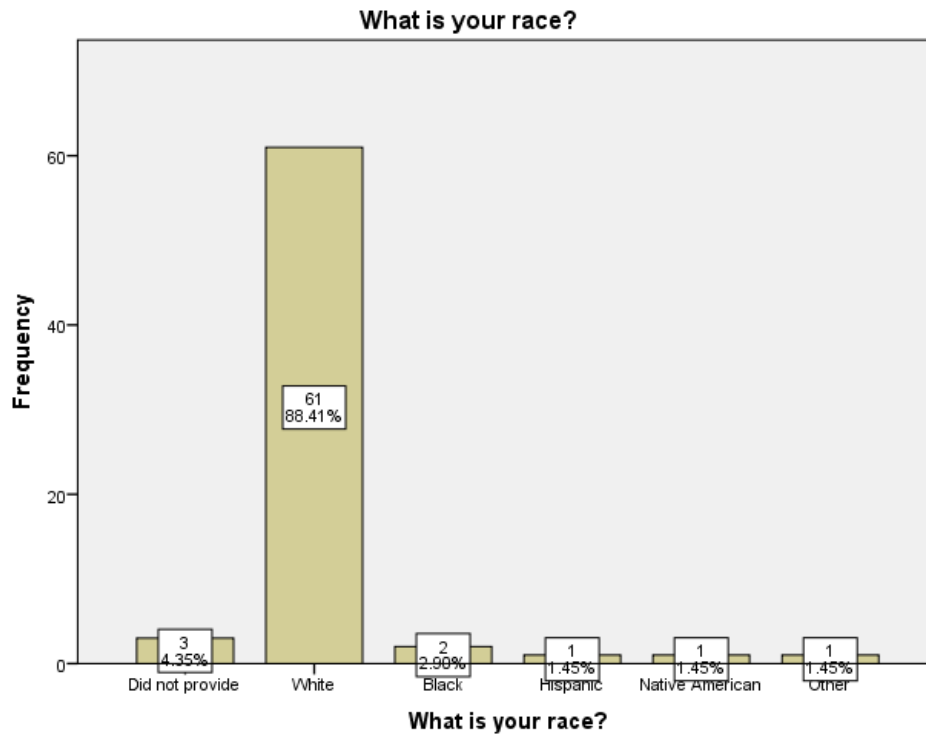
		Frequency	Percent	Valid Percent	Cumulative Percent
Valid	Did not provide	3	4.3	4.3	4.3
	Yes	62	89.9	89.9	94.2
	No	4	5.8	5.8	100.0
	Total	69	100.0	100.0	

Do you have health insurance?



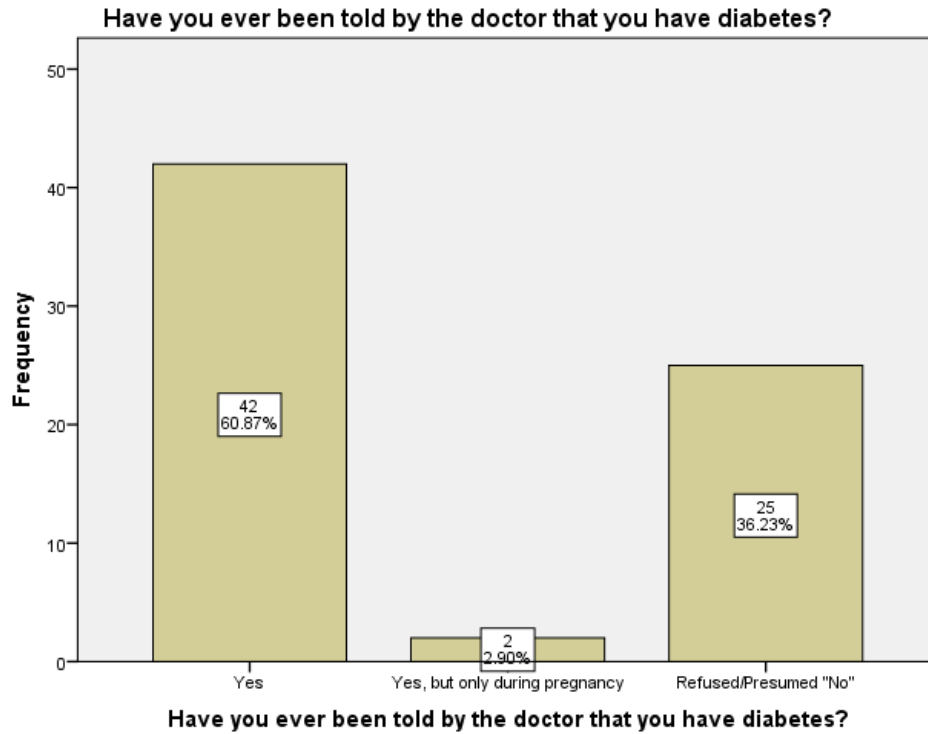
What is your race?

		Frequency	Percent	Valid Percent	Cumulative Percent
Valid	Did not provide	3	4.3	4.3	4.3
	White	61	88.4	88.4	92.8
	Black	2	2.9	2.9	95.7
	Hispanic	1	1.4	1.4	97.1
	Native American	1	1.4	1.4	98.6
	Other	1	1.4	1.4	100.0
	Total	69	100.0	100.0	



Have you ever been told by the doctor that you have diabetes?

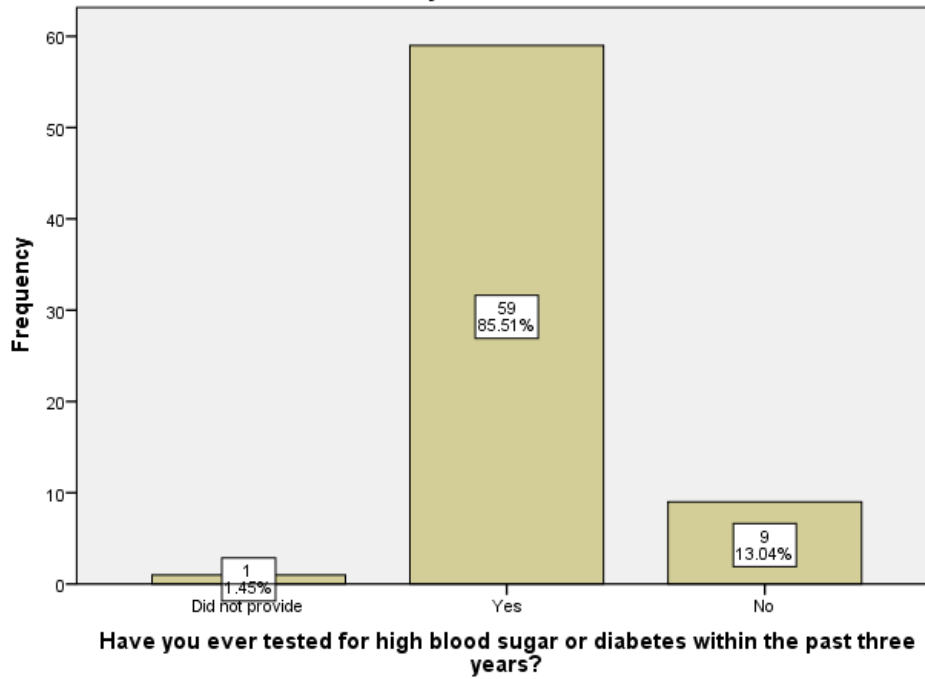
		Frequency	Percent	Valid Percent	Cumulative Percent
Valid	Yes	42	60.9	60.9	60.9
	Yes, but only during pregnancy	2	2.9	2.9	63.8
	Refused/Presumed "No"	25	36.2	36.2	100.0
	Total	69	100.0	100.0	



Have you ever tested for high blood sugar or diabetes within the past three years?

	Frequency	Percent	Valid Percent	Cumulative Percent
Valid Did not provide	1	1.4	1.4	1.4
Yes	59	85.5	85.5	87.0
No	9	13.0	13.0	100.0
Total	69	100.0	100.0	

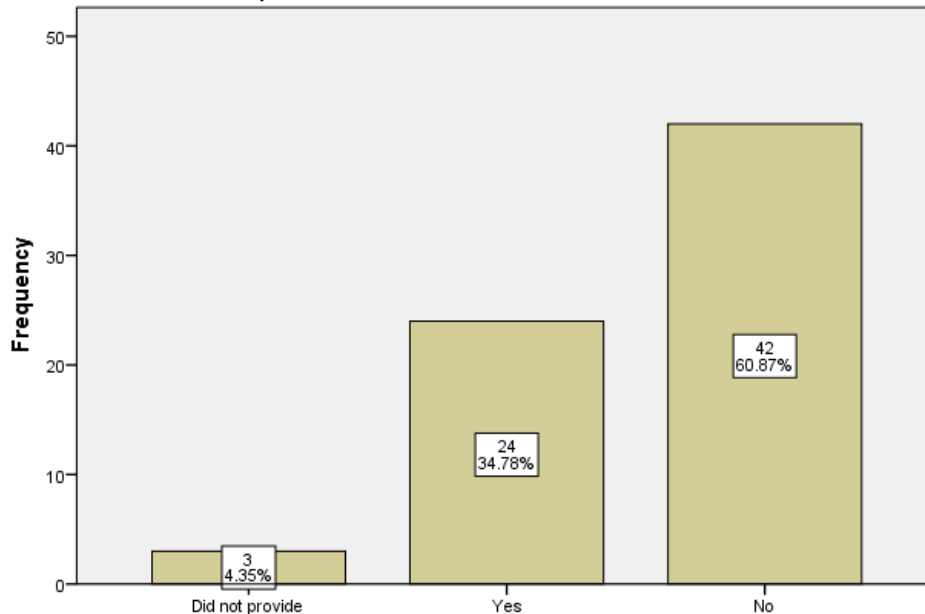
Have you ever tested for high blood sugar or diabetes within the past three years?



Have you ever been told by a doctor or health professional that you have prediabetes or borderline diabetes?

		Frequency	Percent	Valid Percent	Cumulative Percent
Valid	Did not provide	3	4.3	4.3	4.3
	Yes	24	34.8	34.8	39.1
	No	42	60.9	60.9	100.0
Total		69	100.0	100.0	

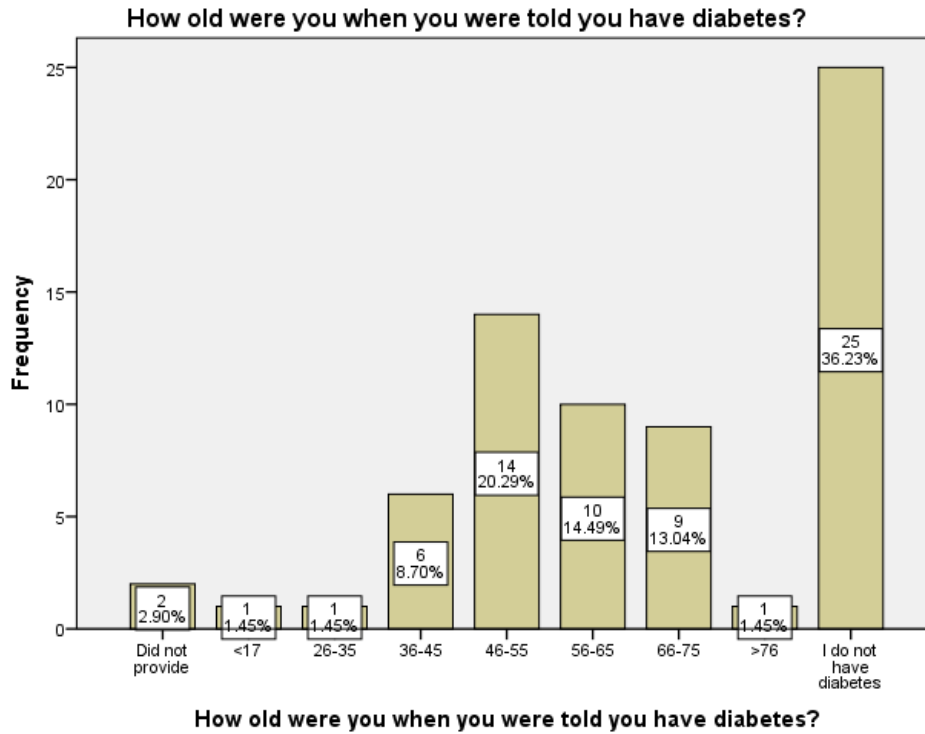
Have you ever been told by a doctor or health professional that you have prediabetes or borderline diabetes?



Have you ever been told by a doctor or health professional that you have prediabetes or borderline diabetes?

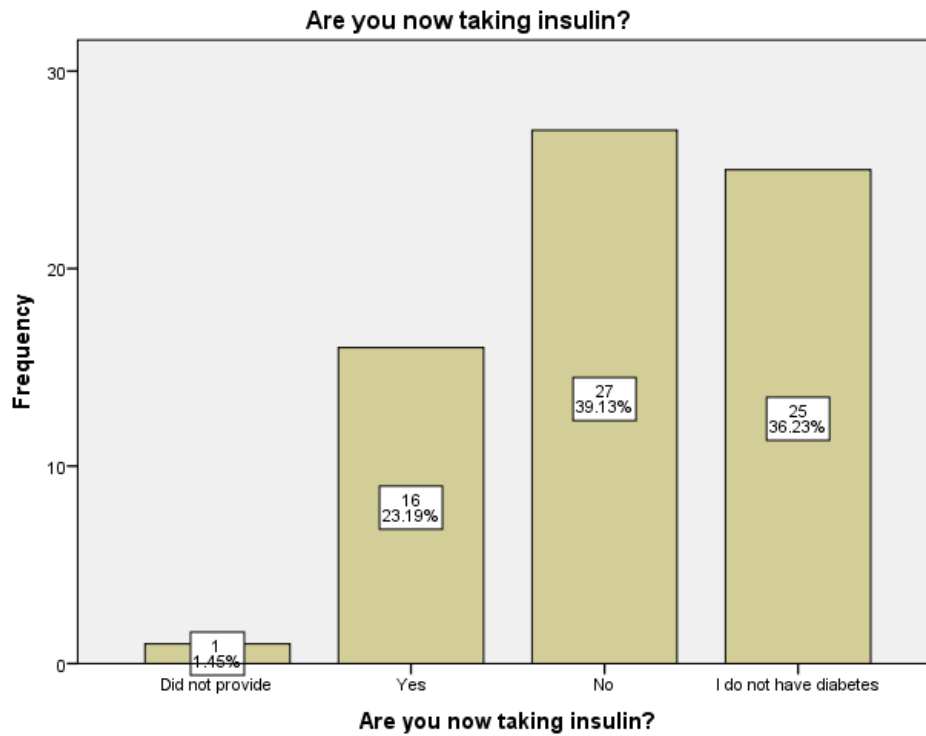
How old were you when you were told you have diabetes?

	Frequency	Percent	Valid Percent	Cumulative Percent
Valid Did not provide	2	2.9	2.9	2.9
<17	1	1.4	1.4	4.3
26-35	1	1.4	1.4	5.8
36-45	6	8.7	8.7	14.5
46-55	14	20.3	20.3	34.8
56-65	10	14.5	14.5	49.3
66-75	9	13.0	13.0	62.3
>76	1	1.4	1.4	63.8
I do not have diabetes	25	36.2	36.2	100.0
Total	69	100.0	100.0	



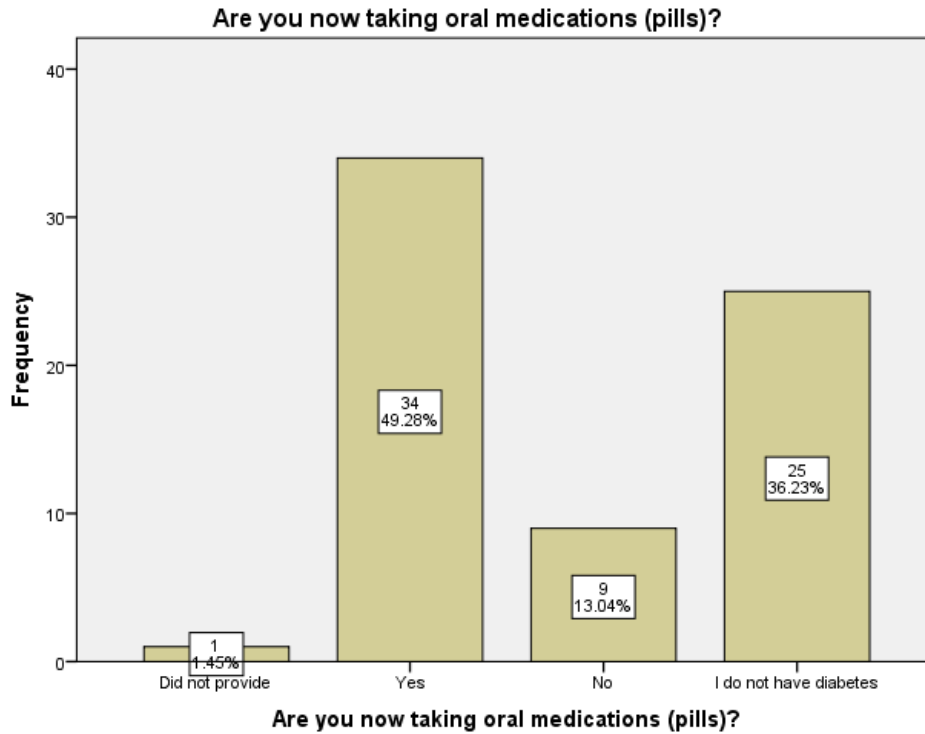
Are you now taking insulin?

	Frequency	Percent	Valid Percent	Cumulative Percent
Valid Did not provide	1	1.4	1.4	1.4
Yes	16	23.2	23.2	24.6
No	27	39.1	39.1	63.8
I do not have diabetes	25	36.2	36.2	100.0
Total	69	100.0	100.0	



Are you now taking oral medications (pills)?

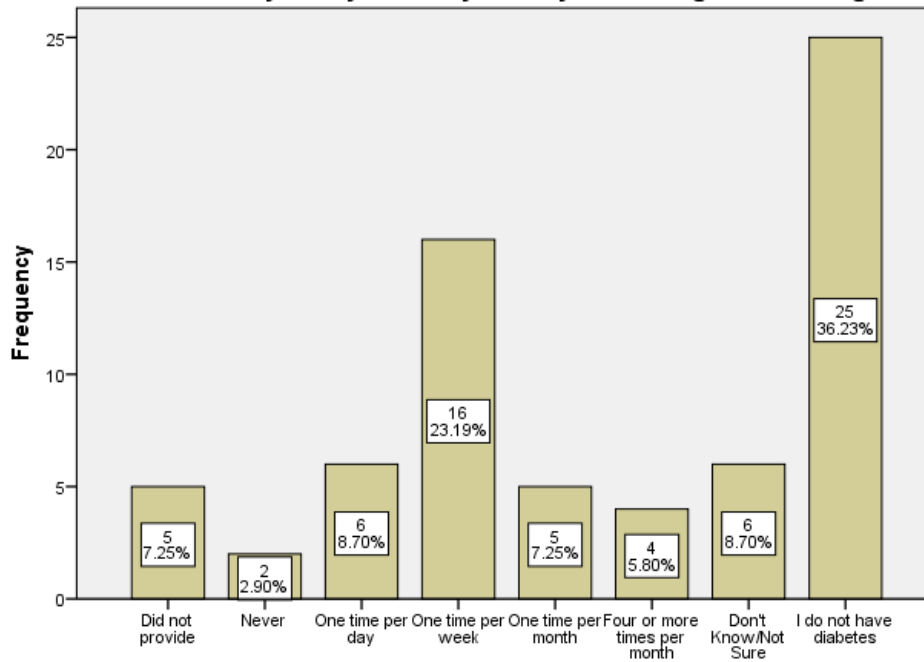
		Frequency	Percent	Valid Percent	Cumulative Percent
Valid	Did not provide	1	1.4	1.4	1.4
	Yes	34	49.3	49.3	50.7
	No	9	13.0	13.0	63.8
	I do not have diabetes	25	36.2	36.2	100.0
	Total	69	100.0	100.0	



About how often do you or your family check your blood glucose or sugar?

		Frequency	Percent	Valid Percent	Cumulative Percent
Valid	Did not provide	5	7.2	7.2	7.2
	Never	2	2.9	2.9	10.1
	One time per day	6	8.7	8.7	18.8
	One time per week	16	23.2	23.2	42.0
	One time per month	5	7.2	7.2	49.3
	Four or more times per month	4	5.8	5.8	55.1
	Don't Know/Not Sure	6	8.7	8.7	63.8
	I do not have diabetes	25	36.2	36.2	100.0
Total		69	100.0	100.0	

About how often do you or your family check your blood glucose or sugar?

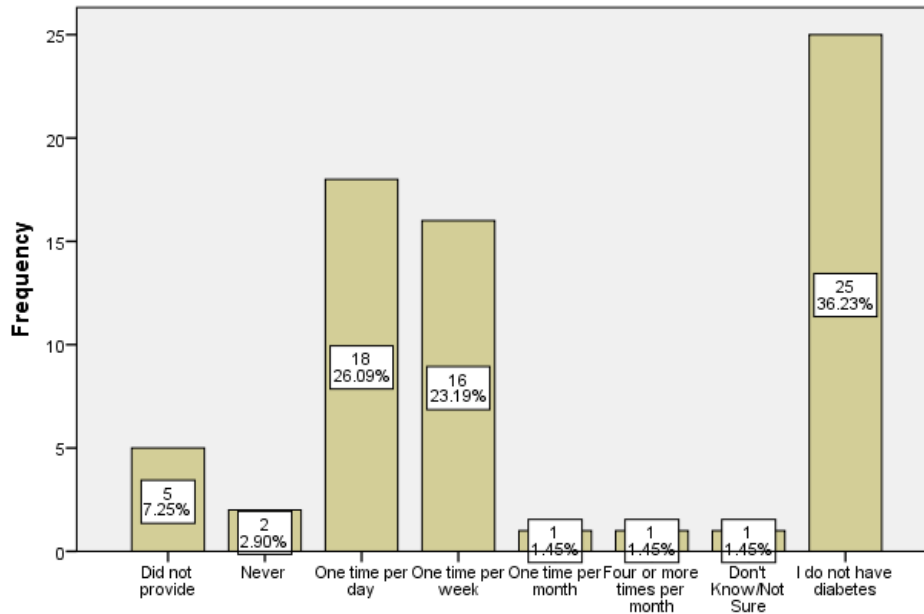


About how often do you or your family check your blood glucose or sugar?

About how often do you or your family check your feet for any sores or irritations?

		Frequency	Percent	Valid Percent	Cumulative Percent
Valid	Did not provide	5	7.2	7.2	7.2
	Never	2	2.9	2.9	10.1
	One time per day	18	26.1	26.1	36.2
	One time per week	16	23.2	23.2	59.4
	One time per month	1	1.4	1.4	60.9
	Four or more times per month	1	1.4	1.4	62.3
	Don't Know/Not Sure	1	1.4	1.4	63.8
	I do not have diabetes	25	36.2	36.2	100.0
Total	69	100.0	100.0		

About how often do you or your family check your feet for any sores or irritations?

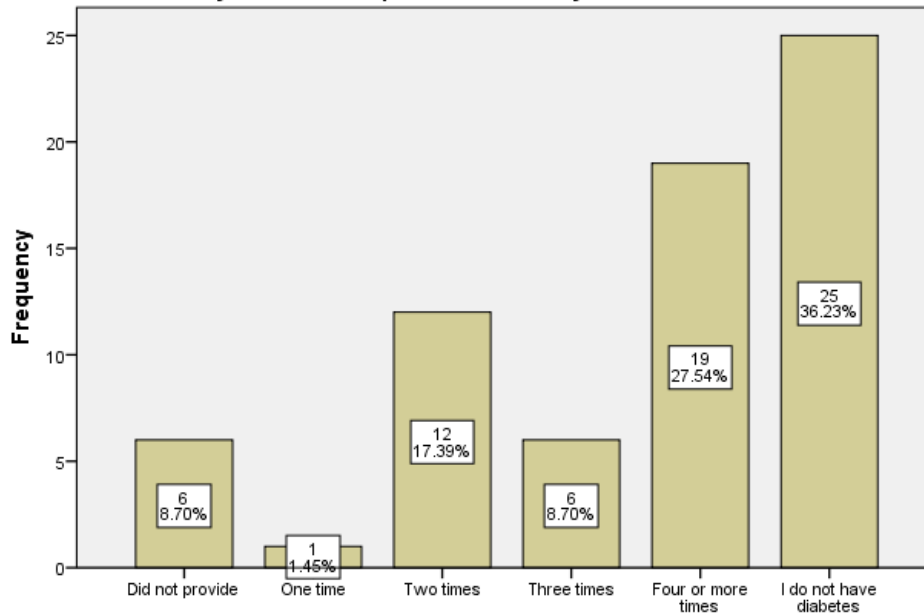


About how often do you or your family check your feet for any sores or irritations?

About how many times in the past 12 months have you seen a doctor, a nurse or any other health professional for your diabetes?

		Frequency	Percent	Valid Percent	Cumulative Percent
Valid	Did not provide	6	8.7	8.7	8.7
	One time	1	1.4	1.4	10.1
	Two times	12	17.4	17.4	27.5
	Three times	6	8.7	8.7	36.2
	Four or more times	19	27.5	27.5	63.8
	I do not have diabetes	25	36.2	36.2	100.0
Total		69	100.0	100.0	

About how many times in the past 12 months have you seen a doctor, a nurse or any other health professional for your diabetes?

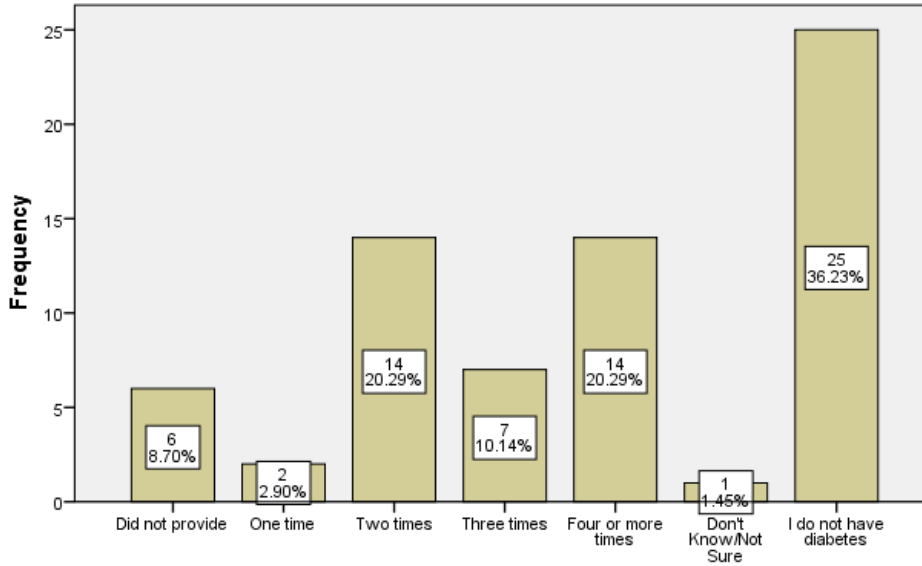


About how many times in the past 12 months have you seen a doctor, a nurse or any other health professional for your diabetes?

A test for A1C measures the average level of blood sugar over the past three months. About how many times in the past 12 months has a doctor, a nurse or another health professional checked you for A1C?

	Frequency	Percent	Valid Percent	Cumulative Percent
Valid				
Did not provide	6	8.7	8.7	8.7
One time	2	2.9	2.9	11.6
Two times	14	20.3	20.3	31.9
Three times	7	10.1	10.1	42.0
Four or more times	14	20.3	20.3	62.3
Don't Know/Not Sure	1	1.4	1.4	63.8
I do not have diabetes	25	36.2	36.2	100.0
Total	69	100.0	100.0	

A test for A1C measures the average level of blood sugar over the past three months. About how many times in the past 12 months has a doctor, a nurse or another health professional checked you for A1C?

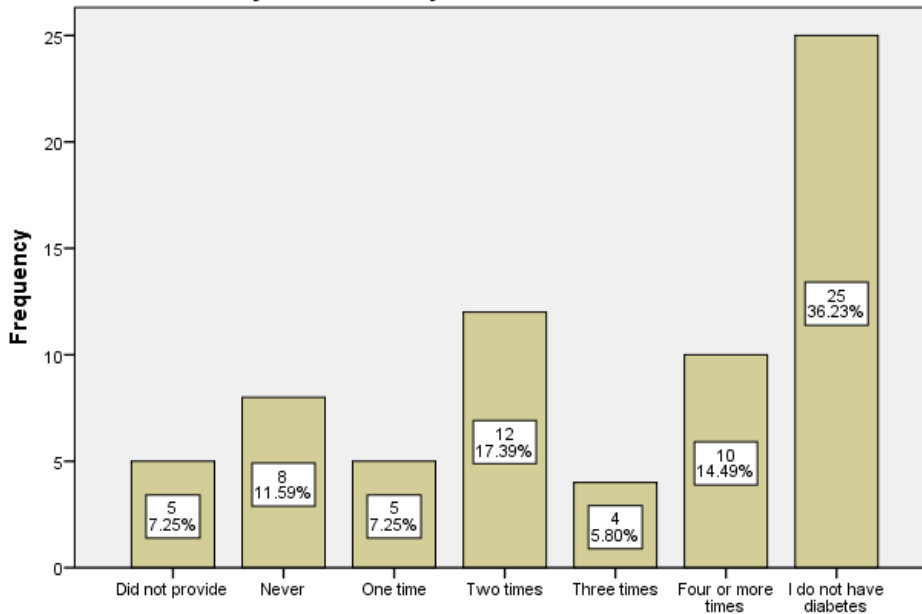


A test for A1C measures the average level of blood sugar over the past three months. About how many times in the past 12 months has a doctor, a nurse or another health professional checked you for A1C?

About how many times in the past 12 months has a health professional checked your feet for any sores or irritations?

		Frequency	Percent	Valid Percent	Cumulative Percent
Valid	Did not provide	5	7.2	7.2	7.2
	Never	8	11.6	11.6	18.8
	One time	5	7.2	7.2	26.1
	Two times	12	17.4	17.4	43.5
	Three times	4	5.8	5.8	49.3
	Four or more times	10	14.5	14.5	63.8
	I do not have diabetes	25	36.2	36.2	100.0
Total		69	100.0	100.0	

About how many times in the past 12 months has a health professional checked your feet for any sores or irritations?

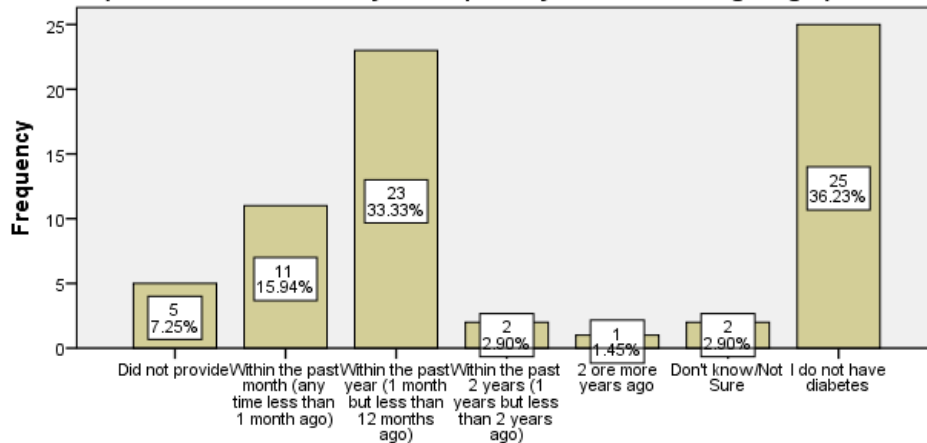


About how many times in the past 12 months has a health professional checked your feet for any sores or irritations?

When was the last time you had an eye exam in which your pupils were dilated? (this would have made you temporarily sensitive to bright light)

		Frequency	Percent	Valid Percent	Cumulative Percent
Valid	Did not provide	5	7.2	7.2	7.2
	Within the past month (any time less than 1 month ago)	11	15.9	15.9	23.2
	Within the past year (1 month but less than 12 months ago)	23	33.3	33.3	56.5
	Within the past 2 years (1 years but less than 2 years ago)	2	2.9	2.9	59.4
	2 ore more years ago	1	1.4	1.4	60.9
	Don't know/Not Sure	2	2.9	2.9	63.8
	I do not have diabetes	25	36.2	36.2	100.0
	Total	69	100.0	100.0	

**When was the last time you had an eye exam in which your pupils were dilated?
(this would have made you temporarily sensitive to bright light)**

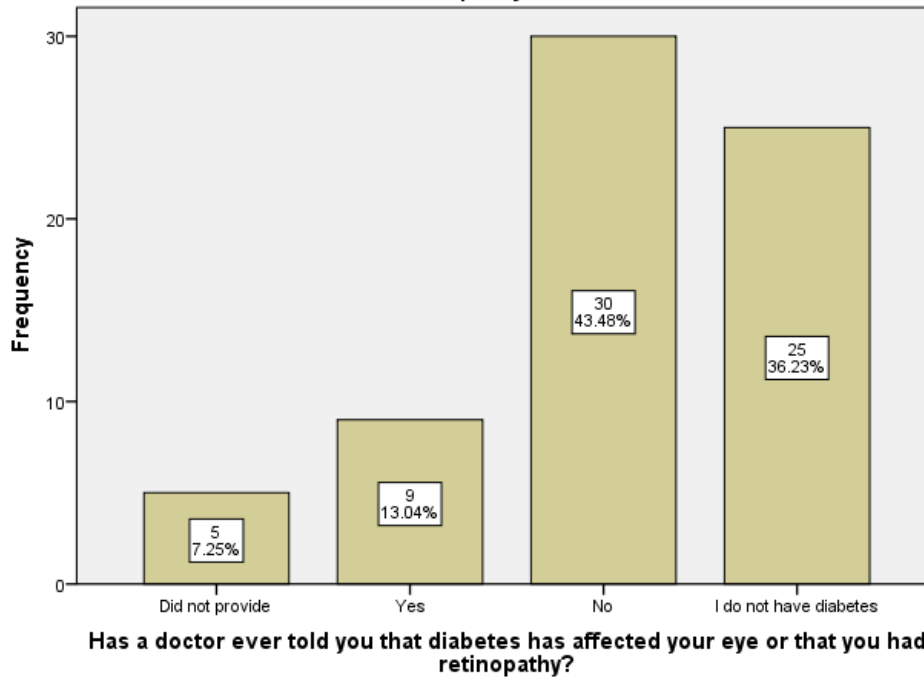


When was the last time you had an eye exam in which your pupils were dilated? (this would have made you temporarily sensitive to bright light)

Has a doctor ever told you that diabetes has affected your eye or that you had retinopathy?

		Frequency	Percent	Valid Percent	Cumulative Percent
Valid	Did not provide	5	7.2	7.2	7.2
	Yes	9	13.0	13.0	20.3
	No	30	43.5	43.5	63.8
	I do not have diabetes	25	36.2	36.2	100.0
Total		69	100.0	100.0	

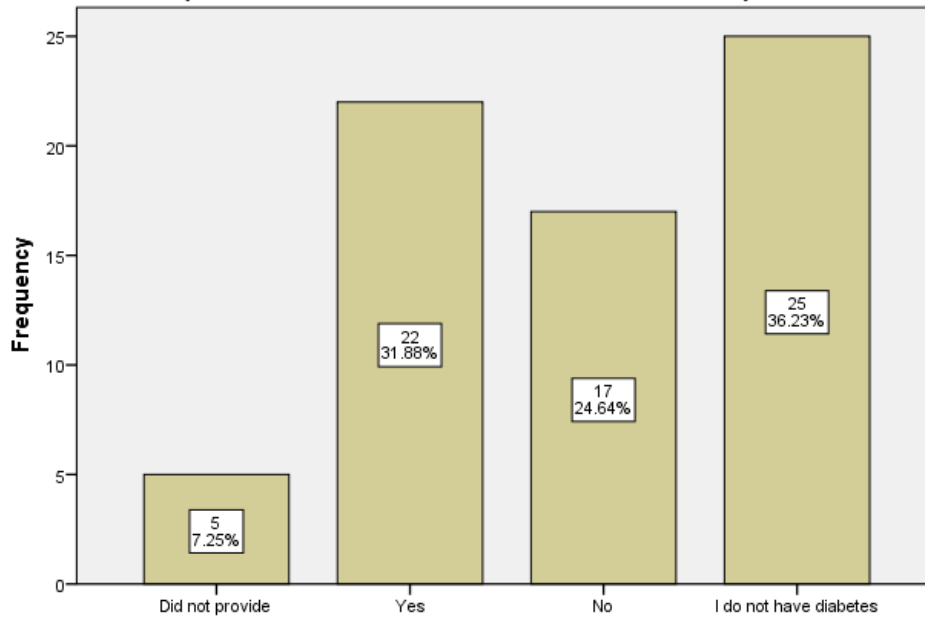
Has a doctor ever told you that diabetes has affected your eye or that you had retinopathy?



Have you ever taken a formal course or class on how to manage your diabetes? (with both a diabetes nurse educator or dietician)

	Frequency	Percent	Valid Percent	Cumulative Percent
Valid Did not provide	5	7.2	7.2	7.2
Yes	22	31.9	31.9	39.1
No	17	24.6	24.6	63.8
I do not have diabetes	25	36.2	36.2	100.0
Total	69	100.0	100.0	

**Have you ever taken a formal course or class on how to manage your diabetes?
(with both a diabetes nurse educator or dietician)**



Have you ever taken a formal course or class on how to manage your diabetes? (with both a diabetes nurse educator or dietician)